

## DISHWASHERS



Whether it's a quick wash or something more heavy-duty, every Glen dishwasher is designed to perform. There's also a selection of built-in and free standing machines.

Every Glen dishwasher is packed with clever features for squeaky clean dishes. A memory function also lets you open the machine mid-cycle and add any bits and pieces you've forgotten, without having to start again. A host of other useful features, such as spacious design, digital control panel, child safety lock and auto wash function so you can set the machine to start at anytime you like.

In addition these smart looking dishwashers are designed to save energy & water and give a great drying performance.



Concealed heating element | Better energy efficiency | Memory function | Easy to clean | Electronic control

**DW 7617 E**  
598 mm

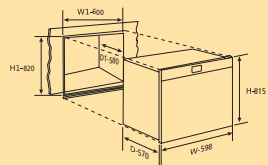
**Features**  
Free standing  
White colour & Grey basket  
12 place settings  
W x D x H  
598 x 610 x 845 mm

**DW 7618 K**  
598 mm

**Features**  
Free standing  
Silver colour & Grey basket  
Digital control panel  
Auto wash function  
More space & better flexibility  
14 place settings  
W x D x H 598 x 610 x 845 mm

**DW 7721 J**  
598 mm

**Features**  
Semi-integrated  
Silver colour & grey basket  
Auto wash function  
Separate cutlery tray  
Stainless steel control panel  
More space & better flexibility  
14 place settings  
W x D x H 598 x 570 x 815 mm  
W1 x D1 x H1 600 x 580 x 820 mm



## Technical Specifications\*\*

### Built-in Ovens

Model (GL)	657 Touch	658 Touch	660 MR+ Turbo	661Touch	662 Gas
Functions	8	8	8	10	
Turbo Fan	■	■	■	■	■
Motorised Rotisserie			■		■
Double Glass Door	■	■	■	■	■
Timer	Digital	Digital	Mechanical	24 hours	Mechanical
Time	24 hours	24 hours	120 min.	24 hours	120 min.
Oven Light	■	■	■	■	■
Auto Ignition					■
Volume (Litres)	56	43	65	56	56
Total Wattage (W)	3010	2600	2700	2800/3420	1800
W (mm)	595	595	595	594	594
D (mm)	568	540	575	550	550
H (mm)	596	455	595	590	590
Opening W1 (mm)	565	565	560	560	560
Opening D1 (mm)	575	550	592	595	580
Opening H1 (mm)	592	450	570	570	570

■ Provided

### Built-in Microwaves

Model (GL)	672 Touch	674	675	677
Functions	5 power levels	8	8	
Timer	Digital	95 min.	Digital	Digital
Time	60 min.	24 hours	95 min.	60 min.
Oven Light	■	■	■	■
Volume (Litres)	35	25	25	25
Total Wattage (W)	1000/1500	900/1100	1450	900/1200
W (mm)	595	594	595	593
D (mm)	468	470	401	555
H (mm)	455	388	388	376
Opening W1 (mm)	565	560	560	566
Opening D1 (mm)	550	550	500	550
Opening H1 (mm)	450	380	380	366

■ Provided

### Dishwashers

Model	DW 7721 J	DW 7617 E	DW 7618 K
Place Settings	14	12	14
Type	Built-in Semi Integrated	Free Standing	Free Standing
Control	Electronic	Electronic	Electronic
Memory Function	■	■	■
Size (mm)			
W	598	598	598
D*	570	610	610
H	815	845	845
Opening W1	600	-	-
Opening D1	580	-	-
Opening H1	820	-	-

■ Provided \*Depth shown in specification with the door closed.

\*\*Subject to change without prior notice

Colours/Glen/0516/10K

## Glen Appliances Pvt. Ltd.

I-34, DLF Industrial Area, Phase I, Faridabad.  
Tel.: 0129-2254191-3  
Email: enquiry@glenindia.com



Helpline : 9548-130-131

SHOP ONLINE  
www.glenindia.com



BUILT-IN OVENS • BUILT-IN MICROWAVES • DISHWASHERS



KITCHEN APPLIANCES



## BUILT-IN OVENS

## BUILT-IN MICROWAVES



### LED Touch Control & LCD Display



A gentle tap is all it takes to access all the convenient functions on your oven - the electronic timer, the minute-minder and the clock. LCD display is easy to read and also informs you about the cooking time left and the temperature.

### Pre-set Auto Cooking



The pre-set auto-cook feature makes cooking a breeze and also gives food weight and temperature settings to ensure perfect results. You can also set it to suit your own preferences and create your own programs.

### Sealed Doors



The oven doors are well sealed and cool to the touch; they have perfectly fitted door hinges and a double layer of full-width glass to keep the heat inside.

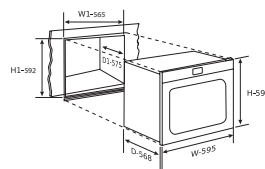
There is a Glen oven for every kitchen and to suit every lifestyle, and each one scores high on performance and looks

Each Glen Built-in oven is a state-of-the-art piece: innovative touch control technology, precise functioning and a contemporary, minimalistic design that makes every kitchen look stylish. Glen ovens can be depended upon to give you perfect results, whether you're an expert or a novice. It is enjoyment guaranteed, while you cook, and after.



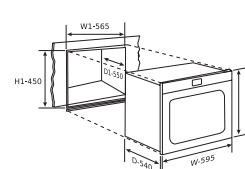
**GL 657 Touch**  
600 mm / Capacity 56 litres

**Features**  
8 Functions  
Large viewing window  
Double glass door  
Touch control  
LCD display  
Oven light, child safety lock  
Large oven capacity - 56L  
Timer 24 hours  
Grill plate, grill shelf, oil collect plate  
Convection oven with turbo fan  
3010 Watt  
Dimensions (W x D x H)  
595 x 568 x 596 mm  
Opening (W1 x D1 X H1)  
565 x 575 x 592 mm



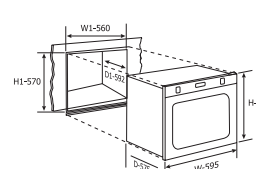
**GL 658 Touch**  
600 mm / Capacity 43 litres

**Features**  
8 Functions  
Large viewing window  
Double glass door  
Touch control  
LCD display  
Oven light, child safety lock  
Large oven capacity - 43L  
Timer 24 hours  
Grill plate, grill shelf, oil collect plate  
Convection oven with turbo fan  
2600 Watt  
Dimensions (W x D x H)  
595 x 540 x 455 mm  
Opening (W1 x D1 X H1)  
565 x 550 x 450 mm



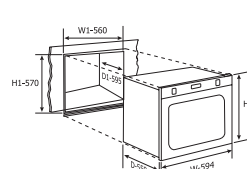
**GL 660 MR+Turbo**  
600 mm / Capacity 65 litres

**Features**  
8 Functions  
Enamel oven interior  
3 layer door with viewing window  
Removable door plate  
Removable rack support with shelf position  
Forced cooking system  
Motorized rotisserie  
Capacity - 65 lts.  
Mech. Timer - 120 min.  
2700 Watt  
Dimensions (W x D x H)  
595 x 575 x 595 mm  
Opening (W1 x D1 x H1)  
560 x 592 x 570 mm



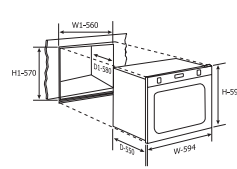
**GL 661 Touch**  
600 mm / Capacity 56 litres

**Features**  
10 Functions  
Sensor touch control  
LCD fully electronic display  
Speed cook, Memory manual  
Digital clock with automatic cut off timer  
Cavity cooling system,  
Oven ventilation system  
Oven light  
Capacity - 56 lts.  
Removable side rack, large viewing window, 5 shelf positions  
Aluminum handle bar  
3420 Watt  
Mech. Timer 120 min.  
Dimensions (W x D x H)  
594 x 550 x 590 mm  
Opening (W1 x D1 x H1)  
560 x 595 x 570 mm



**GL 662 Gas**  
600 mm / Capacity 56 litres

**Features**  
Works on LPG  
Mechanical timer  
Auto ignition  
Triple safety system with Sabaf  
Thermostat and F.F.D  
Full surface grill  
Cavity cooling system  
5 shelf positions  
Oven light  
Aluminum handle bar  
Capacity - 56 lts.  
Motorized rotisserie  
1800 Watt  
Mech. Timer 120 min.  
Dimensions (W x D x H)  
594 x 550 x 590 mm  
Opening (W1 x D1 x H1)  
560 x 580 x 570 mm



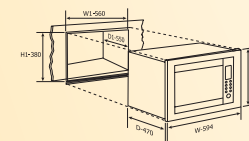
Glen microwaves are packed with clever technology, and perfect for making quick and easy snacks as well as serious cooking. A must-have for a busy lifestyle.

A minimalist design that complements any kitchen, plus plenty of handy, easy-to-use features - full touch-control, powerful fan cooking, and stainless steel interior.



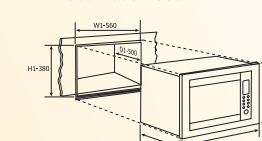
**GL 674**  
600 mm / Capacity 25 litres

**Features**  
Electronic Clock, 8 Auto Menus  
Jogwheel control  
Cooking end signal, child safety lock  
Defrost by weight or time  
Delay Protection  
30 Sec. Speed Cook  
Interior - Stainless Steel  
Interior Light  
Comply with EUP A11 standards  
Microwave power - 900W  
Grill 1100 W, Convection 2500 W  
Clock 24 h., Timer 95 min  
Dimensions (W x D x H)  
594 x 470 x 388 mm  
Opening (W1 x D1 x H1)  
560 x 550 x 380 mm



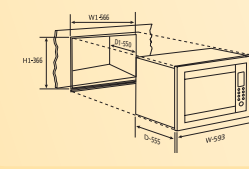
**GL 675**  
600 mm / Capacity 25 litres

**Features**  
Electronic Clock, 8 Auto Menus  
Cooking end signal, child safety lock  
Defrost by weight or time  
Delay Protection  
30 Sec. Speed Cook  
Interior - Stainless Steel  
Interior Light, Touch control  
Comply with EUP A11 standards  
Microwave power - 900W  
Grill 1000 W  
Permatron protection  
1450 W  
Clock 24 h. - Timer 95 Min.  
Full glass facia  
Dimension (W x D x H)  
595 x 401 x 388 mm  
Opening (W1 x D1 x H1)  
560 x 500 x 380 mm



**GL 677**  
600 mm / Capacity 25 litres

**Features**  
Electronic built-in-microwave with grill  
Defrost, Cooking end signal  
Child safety lock, Pull handle door  
60 minutes digital timer  
Stainless steel cavity & frame  
5 power levels, 2 grill power levels  
6 auto cook menus  
Power output 900 Watt,  
1200 Watt Quartz grill  
315MM glass turntable  
Dimensions (W x D x H)  
593 x 555 x 376 mm  
Opening (W1 x D1 X H1)  
566 x 550 x 366 mm



**GL 672 Touch**  
600 mm / Capacity 35 litres

**Features**  
Functions:  
• Microwave • Defrost • Combi  
• Grill • Auto cook  
Large oven capacity  
Preset auto cook menu  
Defrost by time and weight  
Auto defrost  
Touch control  
LCD display  
Quick cooking  
5 microwave power levels  
Grill plate, grill shelf  
Child safety lock  
Oven light  
Clock 24 h., Timer 60 min  
Microwave cooking 1000W  
Grill 1500W  
Dimensions (W x D x H)  
595 x 468 x 455 mm  
Opening (W1 x D1 X H1)  
565 x 550 x 450 mm

